



College of Science

This Year's Budget—And Beyond

Dr. Donald O. Straney

Dean of Science

California State Polytechnic University, Pomona

April 14, 2005

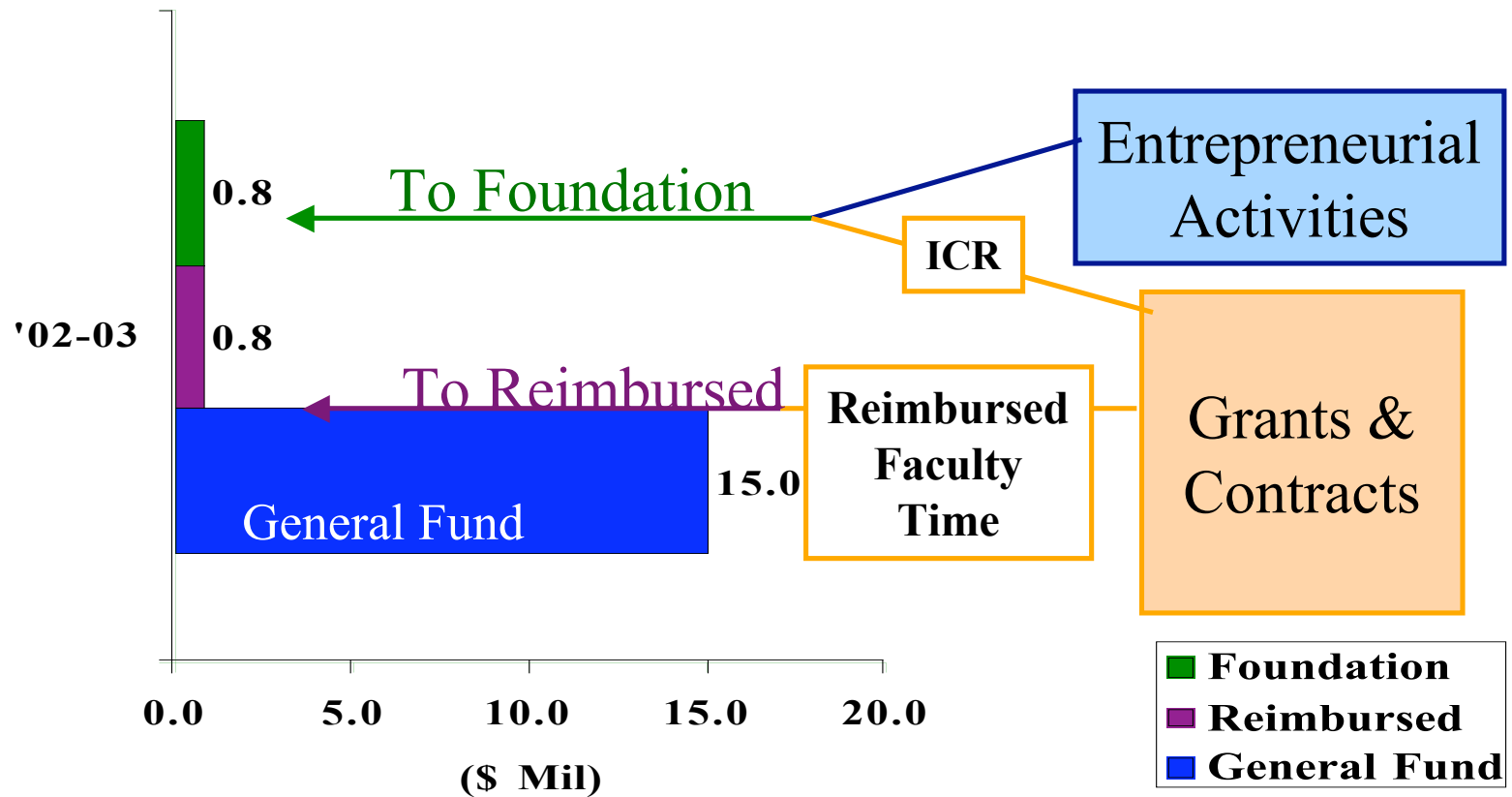


This Year's Budget—And Beyond

- **What We Planned**
- **What Actually Happened**
- **What Comes Next**

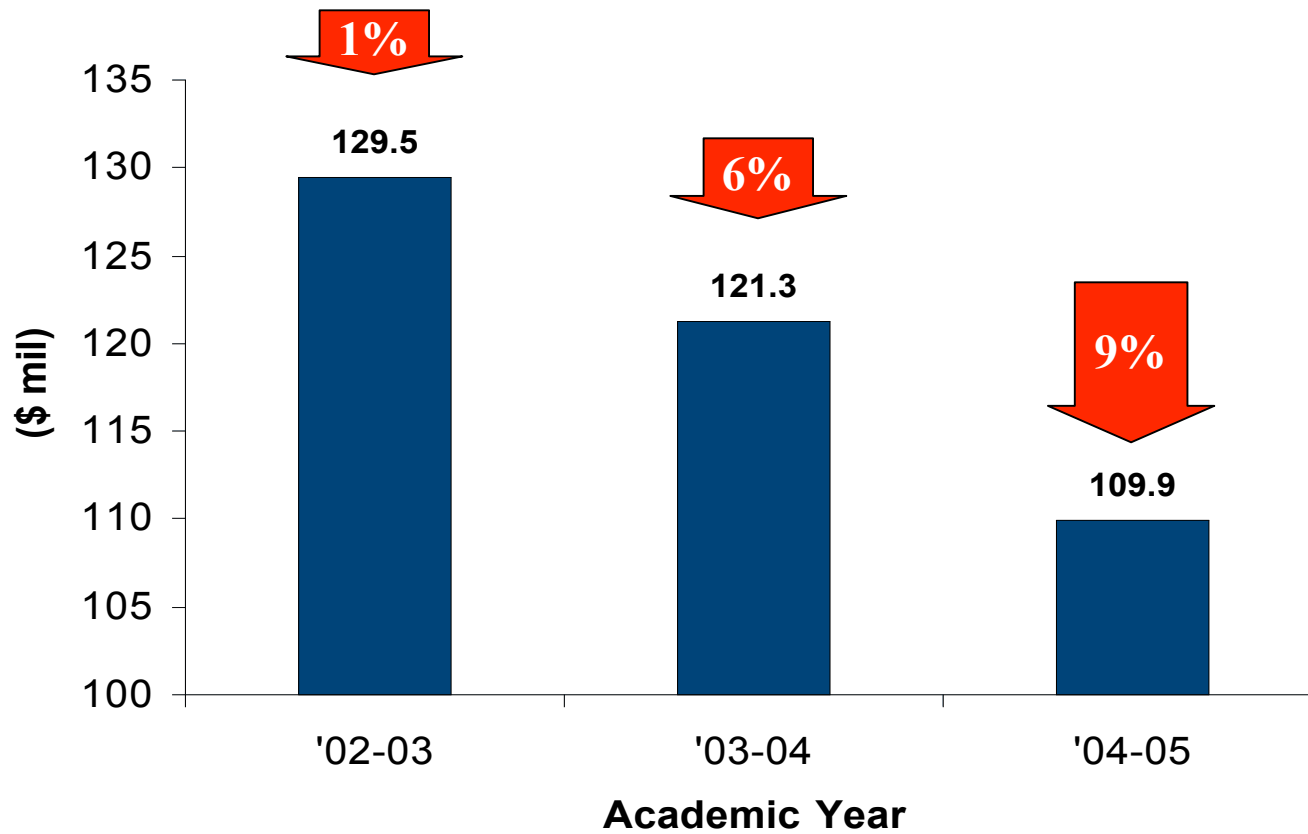


Sources of College Funds



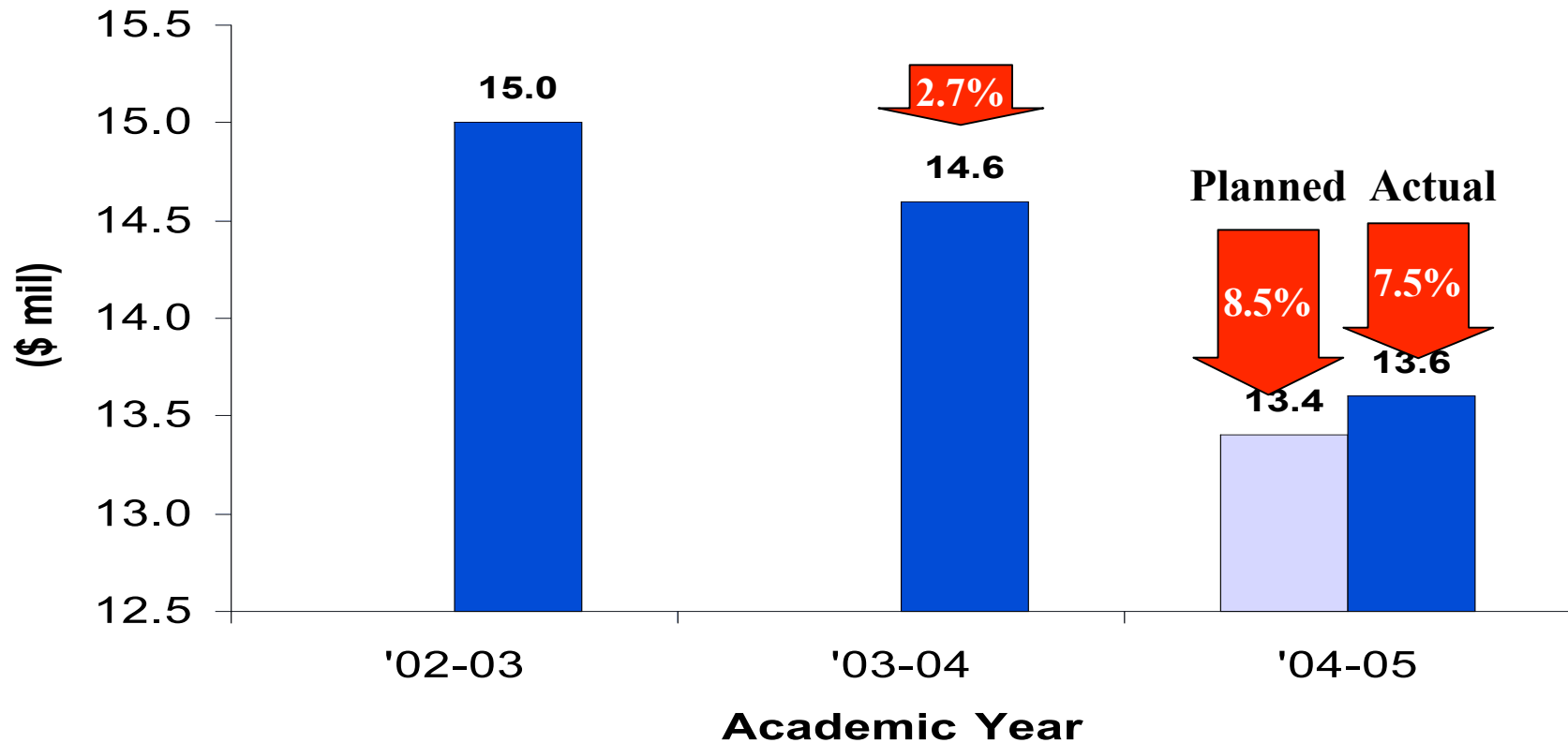


04-05 University G. Fund Planning





04-05 College G. Fund Planning





For 03-04's General Fund....

Positions	Reductions	Transferred to
Replacement costs	-200,000	Reimbursed Acct
Operating		
Travel	-21,000	Foundation Funds
Faculty Recruitment	-32,000	Foundation Funds
Start-Up Funding	-15,000	Foundation Funds
Equipment & Maint.	-113,000	Foundation Funds
College Reserve	-19,000	Foundation Funds
	<hr/>	
	-314,000	



For 04-05's General Fund....

Positions	Reductions	
	Planned	Actual
Un-filled Faculty Positions	-145,000	-334,000
Extra Quarter	-262,000	-314,000
Replacement Cost	-486,000	-136,000
Un-filled Staff Positions	-61,000	50,000
Student Assistants	-42,000	20,000
	<hr/>	<hr/>
	-996,000	-714,000



For 04-05's General Fund....

Operations	Reductions	
	Planned	Actual
Travel	-30,000	-30,000
Faculty Recruitment	--	--
Start-Up Funding	--	--
Equipment & Maintenance	-53,000	-65,000
College Reserve	-168,000	-305,000
	<hr/>	<hr/>
	-251,000	-400,000
Total	-1,247,000	-1,114,000



04-05 College G. Fund Summary

Loss

Unfilled Faculty Positions	-334,000	-4%
Reduction in Extra Quarter	-314,000	-78%

Gain

IT Staff	50,000	6%
Student Assistants	20,000	7%

Transfer

Replacement Costs to Reimbursed Acct	-136,000	-7%
Operating to Foundation Funds	-400,000	-35%

TOTAL	-1,114,000	-7.5%
--------------	-------------------	--------------



What Was Lost From GF This Year?

Loss

Reduction in Extra Quarter	-314,000	-78%
Unfilled Faculty Positions	-334,000	-4%
Math Structural Deficit (02-03)	-200,000	
Position Loss Net (04-05)	-134,000	2.4 positions
Golden Handshake	-176,670	
Overall Net	-310,670	5.6 positions



04-05 Effect on Reimbursed Acct.

	02-03	03-04	04-05
Income			
Carryover	332,820	402,137	-107,666
Reimbursements	<u>398,897</u>	<u>510,751</u>	<u>485,000</u>
Total Income	731,717	912,888	377,334
Expenses			
	<u>329,580</u>	<u>1,020,554</u>	<u>377,662</u>
Carryover	402,137	-107,666	-328



04-05 Effect on Foundation Funds

<u>Operating from Foundation Funds</u>	<u>03-04</u>	<u>04-05 YTD</u>	<u>% Change</u>
Research & Program Support	228,000	150,000	-34%
Start-Up Funding	115,000	80,000	-30%
Equipment Match	51,000	18,000	-64%
Supplies & Services	100,000	30,000	-70%
Foundation Fees	27,000	10,000	-62%
Maintenance Contracts	--	85,000	--
Travel	13,000	30,000	130%
<u>Faculty Recruitment</u>	<u>6,000</u>	<u>23,000</u>	<u>283%</u>
TOTAL	\$540,000	\$ 426,000	-21%



Foundation Funds Are Declining

ICR income is down by 25% (\$125,000) because:

- total grant dollars are down by \$2,000,000
- less is spent per grant
- slight increase in “tax” against ICR



04-05 Foundation Funds

Income

Beginning Balance July-04	\$200,000
Income-to-date	200,000
Income Expected thru Jun-05	<u>150,000</u>
Total	\$550,000

Expenses

Expenses-to-date	446,000
Expenses Expected thru Jun-05	<u>54,000</u>
Total	\$500,000

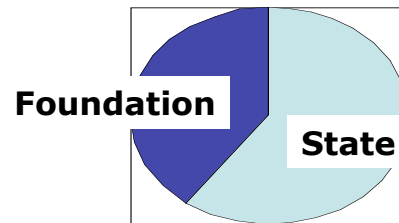
CARRY-OVER TO NEXT YEAR

\$50,000



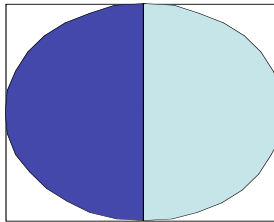
04-05 Relative Funds

2002-03



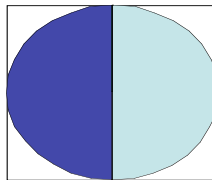
Foundation Covers:
Grant Matching
Requirements
Grant Preparation Costs
Faculty/Staff Development

2003-04



Foundation Also Covers:
Start-up Funds
Out-of-State Travel
Equipment
Service Contracts

2004-05



Foundation Also Covers:
In-State Travel, Software,
Equipment, Postage, most
Supplies and Services



Next Year

Increased enrollment	8,103 FTES	2.5%
Funding for FTES growth	2.7 M	
Increased state allocation	2.9 M	3%
Fees from FTES growth	1.2 M	
Fees increases	3.5 M	
Cost of salary increases	4.5 M	3.5%
Other mandatory increases	2.2 M	
Net to University	3.5 M	1.7%



Next Steps

- **Be Innovative, Efficient and Effective**
 - Effective use of Supplies & Services
 - Cash mgmt to reduce Summer costs
 - Re-link Lecturer funding to FTES and SFR
 - Develop IT Staff support
- **Develop New Sources of Revenue**
 - Invest in grant writing
 - Outreach to recruit new students
- **Plan for Growth**
 - Graduate tuition differential
 - Prioritization process



Prioritization and Recovery

- Identify programs for investment (+, 0, -)
- Generate funds for faculty support
 - correct salary compression
 - workload issues
 - professional development
- Continue work on assessment, engaged learning, innovative modes of instruction, time-to-degree, advising, and LD transfer



Prioritization and Recovery

Next Town Hall Meeting
To Discuss 05-06 Budget
Fall Conference 2005